

The Headteacher's Report

Example School



Produced by



The Headteacher's Report

Basic Information

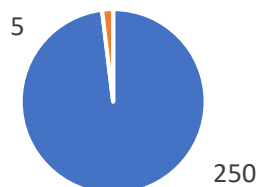
School Name:	Example School	URN:	9999999
Headteacher:	The Headteacher	Phase:	All
Address:	3000 Aviator Way, Manchester, M22 5TG		

Example School

Number on role

250

(5 vacancies)



Mobility Since September

Starters (12)

Leavers (3)



Current Self Assessment

Effectiveness of leadership and management:

Good

Quality of teaching, learning and assessment:

Good

Personal development, behaviour and welfare:

Good

Outcomes for pupils:

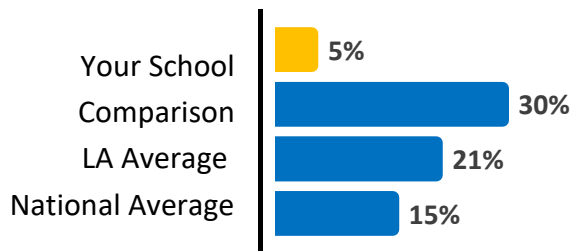
Outstanding

Changes since last report

	This Report	Last Report	Change
NOR	250	250	0
PP	13	12	-1
LAC	14	13	-1
EAL	15	14	-1
SEN	16	15	-1

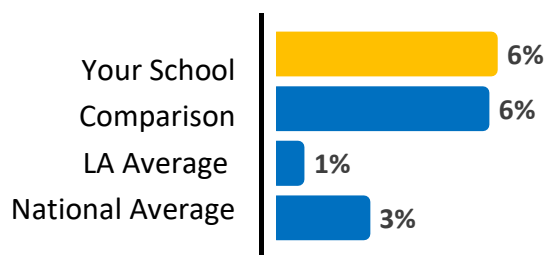
Pupils eligible for Free School Meals (FSM)

5% / 12 Pupils



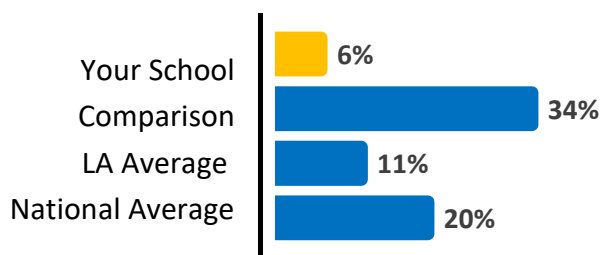
Students with statements or an EHC Plan

6% / 16 Pupils



Pupils with English as an Additional Language (EAL)

6% / 15 Pupils



Personal development, behaviour and welfare

Personal development,
behaviour & welfare SEF
judgement

Good

Attendance Rate

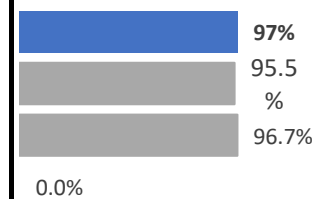
target 96%

last report 97%



97%

your school
bench-marking
LA Average
ational Average



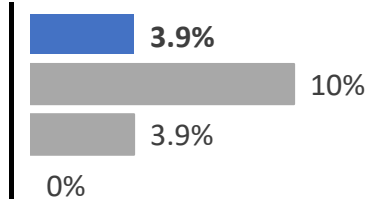
Persistent Absence

last report 3.9%



3.9%

your school
bench-marking
LA Average
ational Average



Exclusions

1

Bullying incidents

1

Racial incidents

1

Safeguarding incidents

1

Homophobia incidents

1

Other behaviour incidents

1

Supplementary information for personal development, behaviour and welfare


Enter text here or refer to documents / links where governors can find any additional support

Outcomes for pupils - Key Stage 2


Outcomes for pupils SEF
judgement

Outstanding




% pupils meeting the expected standards

	Combined RW&M	Reading	Writing	Maths	GP&S
Your School	 89%	93%	96%	100%	96%
Similar Schools	59%	69%	71%	75%	75%
LA	89%	93%	96%	100%	96%
National Average	53%	66%	74%	70%	72%




% pupils achieving at a higher standard

	Combined RW&M	Reading	Writing	Maths	GP&S
Your School	 7%	18%	14%	18%	18%
Similar Schools	8%	23%	14%	24%	30%
LA	7%	18%	14%	18%	18%
National Average	5%	19%	15%	17%	22%

Average test scores

	Your School	Similar Schools	LA	National Average
Reading	 106	96.4	106	103
Math	 106	97.3	106	103
GP&S	 106	97.9	106	104

Progress score, description and confidence interval

	Your School	Similar Schools	LA	National Average
Reading	 2.7 Above Average	2.1	2.7	0
Writing	 2.2 Close to England Average	0.8	2.2	0
GP&S	 3 Above Average	2.5	3	0

Outcomes for pupils - Key Stage 4



Outcomes for pupils SEF
judgement

Outstanding



Progress 8 Score

	Your School	Similar Schools	LA	National Average
All Pupils	 -0.11	0.03	0.03	-0.03
Disadvantaged	 -0.13	-0.13	0.29	-0.38



Attainment 8 Score

	Your School	Similar Schools	LA	National Average
All Pupils	 47	51.4	49.5	49.9
Disadvantaged	 46	47.6	47.5	41.1

Grade C or better in English & Maths

	Your School	Similar Schools	LA	National Average
All Pupils	 57%	64%	19%	63.0%
Disadvantaged	 54%	56%	56%	43.1%

English Bacculaureate Data

	Your School	Similar Schools	LA	National Average
% of pupils achieving the Bacculaureate	 9.0%	30%	41%	24.7%
% of pupils entering the Bacculaureate	 12.0%	48%	58%	39.7%