

2018/19 SEND Report For Governors

School of The Headteacher's Report

Date of Report 05/04/2019

Headteacher's Name Laura Davies

School URN 999999

School Context & Introduction

The SEND reporting template includes both the SEND report to governors & the SEND information report for your school website.

The SEND report to governors is an easy to digest report that provides a strategic overview of the pupils with SEND requirements in your school. The report includes a SEND register, attendance & outcomes.

The SEND information report meets the DfE statutory requirements of what schools must publish on their website regarding their SEND provision. The report has been written in line with the guidance set out in the SEND Code of Practice 2014 & is in a format that readers can easily understand.

The SEND template is linked with your school MIS (Such as SIMS, Arbor, Scholar Pack, RM Integrus and more), this allows us to pre-populate your school data & saves your hours in report writing time. We also use the DfE datasets to populate the report with national benchmarking information.

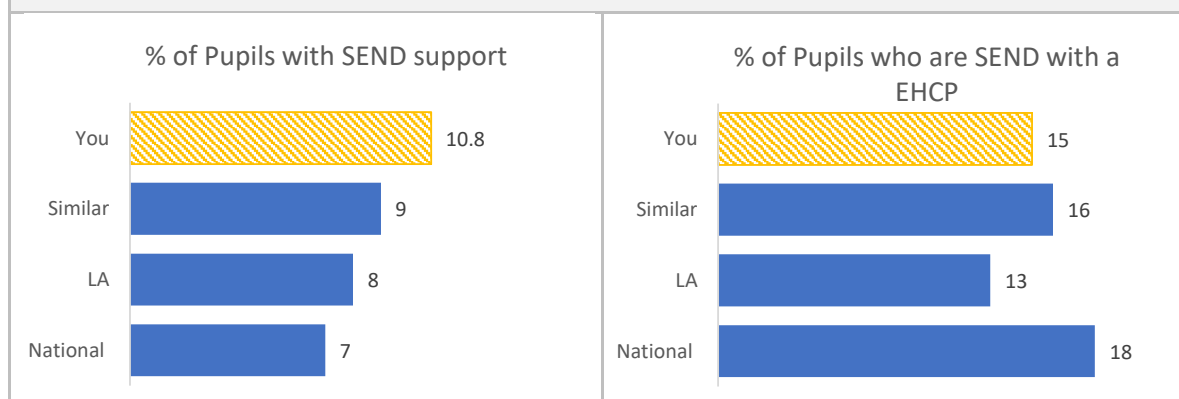
An annual licence to the SEND template includes all data updates, the link with your MIS & support.

2018/19 SEND Report for

2018/19 Key Information

SEND Coordinator (SENDCo) in school		Neil Charlton	
SENDCo Contact Details	Email:	hello@theheadteachersreport.com	
	Telephone:	0161 266 1028	
When was the SEND Report last reviewed?		13/03/2019	
Is the SEND Report on the school website?		Yes	
Where to access the Local Authority's Local SEND Offer		www.theheadteachersreport.com	
Where to access the school SEND Policy		www.theheadteachersreport.com	
Where to access the school Accessibility Plan		www.theheadteachersreport.com	

2018/19 SEND Pupil Benchmarking Data



2018/19 Areas of Need Breakdown

	Communication & Interaction	Cognition & Learning	Social, Emotional & Mental Health	Sensory &/or Physical Needs
Is this category of SEND provided for?	Yes	Yes	Yes	Yes
Number of pupils	9	3	2	6
% of all SEND pupils	12%	10%	5%	12%
% of the Total School	3%	2%	1%	2%

Areas of need as identified in the SEND code of practice report

[view report here](#)

2018/19 SEND Report for

2018/19 SEND Register												
Nat = National %												

By SEND Category	All pupils	All SEND pupils			SEND Support pupils			SEND EHCP pupils			pupils with no SEND		
	Total	Total	You %	Nat %	Total	You %	Nat %	Total	You %	Nat %	Total	You %	Nat %
KS1	56	12	21%	18%	7	13%	11%	5	9%	10%	44	79%	80%
KS2	61	17	28%	25%	10	17%	15%	7	11%	12%	44	72%	73%
KS3	59	18	31%	28%	11	18%	16%	7	12%	13%	41	69%	70%
KS4	57	6	11%	8%	4	6%	4%	2	4%	5%	51	89%	90%

Areas of Need	Communication & Interaction		Cognition & Learning		Social, Emotional & Mental Health		Sensory &/or Physical Needs	
	Number	%	Number	%	Number	%	Number	%
KS1	3	5%	2	3%	1	2%	11	20%
KS2	4	7%	3	4%	2	3%	11	18%
KS3	5	8%	3	5%	2	3%	10	17%
KS4	2	3%	1	2%	1	1%	13	22%

By Gender	SEND Support pupils				SEND EHCP pupils			
	Boys		Girls		Boys		Girls	
	Number	%	Number	%	Number	%	Number	%
KS1	4	56%	3	42%	3	63%	2	42%
KS2	5	49%	4	39%	4	59%	3	44%
KS3	5	46%	5	46%	5	69%	4	56%
KS4	2	56%	2	56%	2	83%	1	42%





Other Characteristics (as a % of total pupils in that Key Stage)	SEND & Pupil Premium pupils		SEND pupils who are a CLA		SEND pupils who have EAL	
	Number	%	Number	%	Number	%
KS1	8	14%	1	2%	6	11%
KS2	4	7%	2	3%	5	8%
KS3	6	10%	4	7%	7	12%
KS4	9	16%	1	2%	5	9%

Leavers & Starters			
Number of pupils who are EHCP who will leave school this year	2	Number of pupils who are EHCP who will start school this year	3

2018/19 SEND Report for

2018/19 Pupil Attendance

Nat = National %

Target for all pupils		97%
Current attendance % for all SEND pupils		89%
Current attendance % for pupils with no SEND		97%
Current attendance % for all pupils		95%

Number of fixed term exclusions of SEND pupils	1	Number of permanent exclusions of SEND pupils	0
Have there been any complaints relating to SEND pupils (Y/N)	Yes	Number FTE staff employed to support pupils with SEND	4.6

Summary of any CPD activities that have taken place since the last report

Add information relating to staff training & development relating to SEND

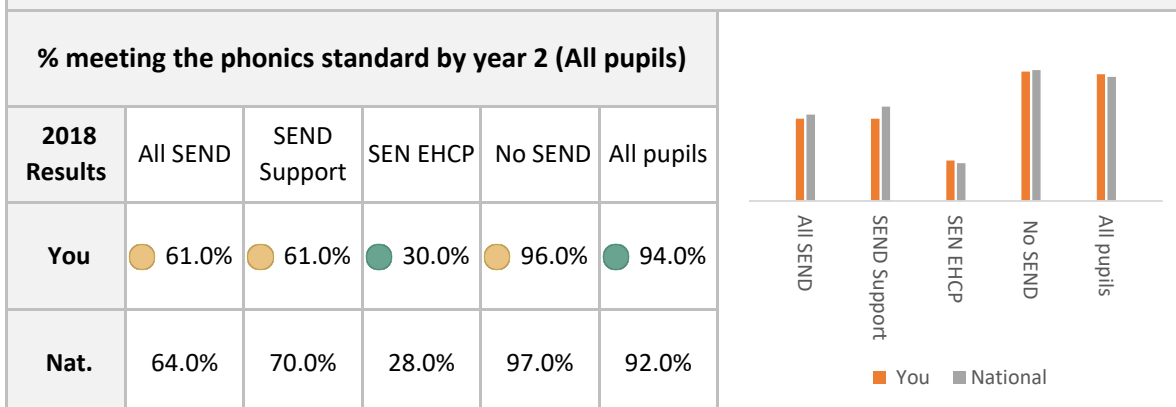
EYFS Outcomes Trends, Forecasts & Targets

% of pupils achieving a good level of development	2018 Results		2019 Target	2019 % On-Track	2019 Forecast
	You	Nat.			
All SEND	21.0%	24.0%	26.0%	25.0%	27.0%
SEND Support pupils	25.0%	28.0%	30.0%	29.0%	31.0%
SEND EHCP pupils	2.0%	5.0%	7.0%	6.0%	8.0%
All pupils - No identifiable SEND	74.0%	77.0%	79.0%	78.0%	80.0%
All pupils	69.0%	72.0%	74.0%	73.0%	75.0%

% of pupils meeting the expected standard in all ELGs	2018 Results		2019 Target	2019 % On-Track	2019 Forecast
	You	Nat.			
All SEND	20.0%	23.0%	25.0%	24.0%	26.0%
SEND Support pupils	24.0%	27.0%	29.0%	28.0%	30.0%
SEND EHCP pupils	1.0%	4.0%	6.0%	5.0%	7.0%
All pupils - No identifiable SEND	73.0%	76.0%	78.0%	77.0%	79.0%
All pupils	67.0%	70.0%	72.0%	71.0%	73.0%

2018/19 SEND Report for

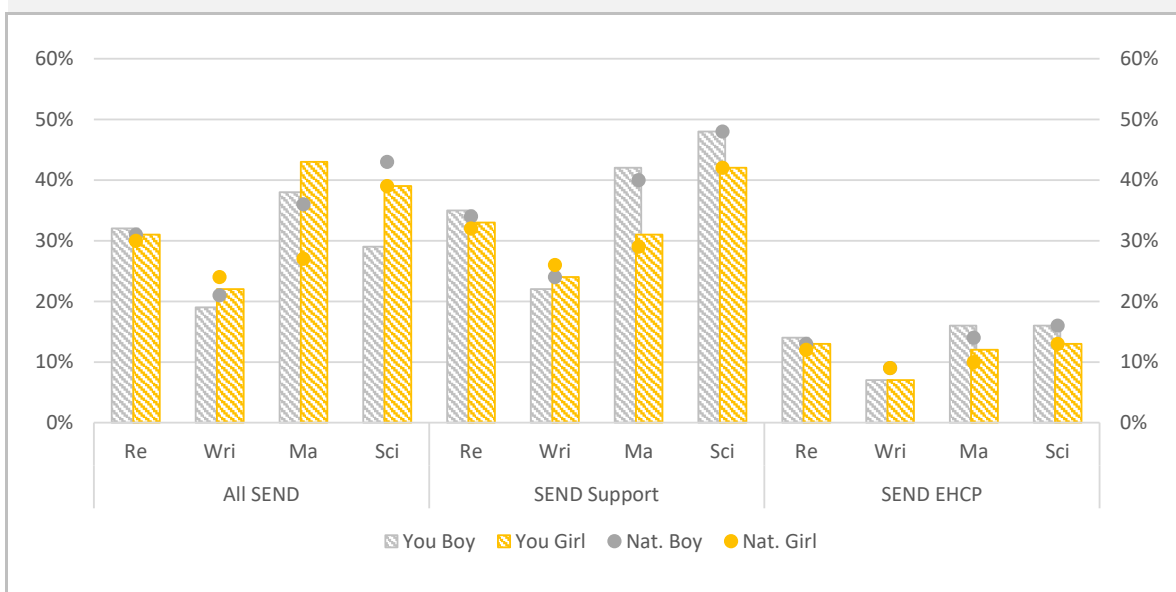
KS1 Outcomes & Benchmarking



% of pupils reaching the expected standard in KS1 teacher assessments

Below Average	Above Average	All SEND		SEND Support		SEND EHCP		No SEND		All pupils	
		You	Nat	You	Nat	You	Nat	You	Nat	You	Nat
Reading		27%	30%	34%	33%	14%	13%	81%	84%	80%	83%
Writing		19%	22%	26%	25%	10%	9%	76%	79%	88%	76%
Maths		30%	33%	37%	36%	14%	13%	81%	84%	67%	70%
Science		39%	42%	47%	46%	16%	15%	87%	90%	72%	75%

Results by Gender



2018/19 SEND Report for

KS1 Forecasts & Targets

% meeting the phonics standard	2019 Target	2019 % On-Track	2019 Forecast
All SEND	66.0%	65.0%	67.0%
SEND Support	72.0%	71.0%	73.0%
SEN EHCP pupils	30.0%	29.0%	31.0%

% of pupils reaching the expected standard in KS1 teacher assessments

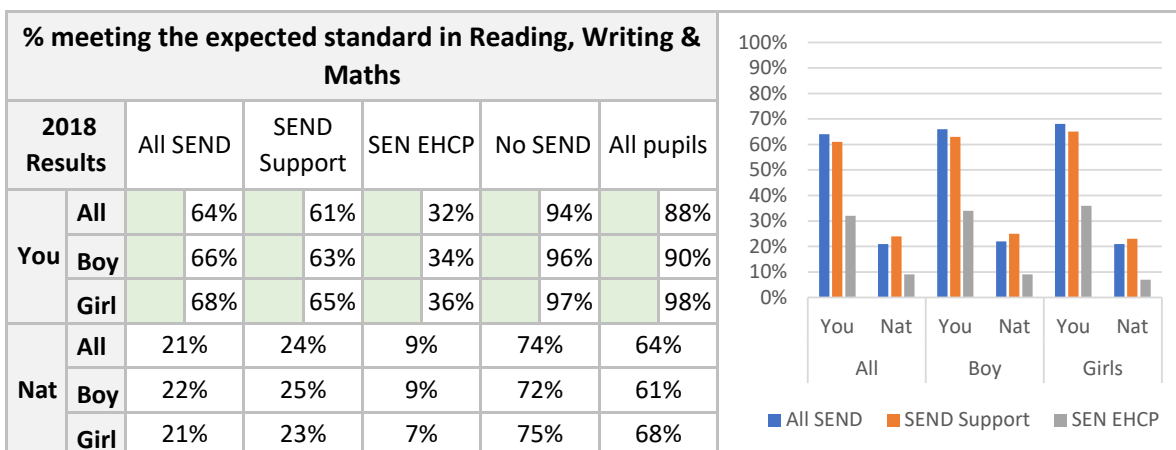
All SEND	2019 Target			2019 % On-Track			2019 Forecast		
	All	Boys	Girls	All	Boys	Girls	All	Boys	Girls
Reading	28%	30%	31%	29%	31%	32%	30%	25%	33%
Writing	17%	19%	20%	15%	17%	18%	13%	22%	21%
Maths	15%	17%	18%	15%	17%	18%	2%	3%	1%
Science	86%	88%	89%	89%	91%	92%	92%	90%	70%

SEND Support	2019 Target			2019 % On-Track			2019 Forecast		
	All	Boys	Girls	All	Boys	Girls	All	Boys	Girls
Reading	34%	36%	37%	35%	37%	38%	36%	31%	33%
Writing	35%	37%	38%	33%	35%	36%	31%	22%	21%
Maths	28%	30%	31%	28%	30%	31%	2%	3%	1%
Science	20%	22%	23%	23%	25%	26%	26%	90%	70%

SEND EHCP	2019 Target			2019 % On-Track			2019 Forecast		
	All	Boys	Girls	All	Boys	Girls	All	Boys	Girls
Reading	28%	30%	31%	29%	31%	32%	30%	25%	33%
Writing	31%	33%	34%	29%	31%	32%	27%	22%	21%
Maths	28%	30%	31%	28%	30%	31%	2%	3%	1%
Science	15%	17%	18%	18%	20%	21%	21%	90%	70%

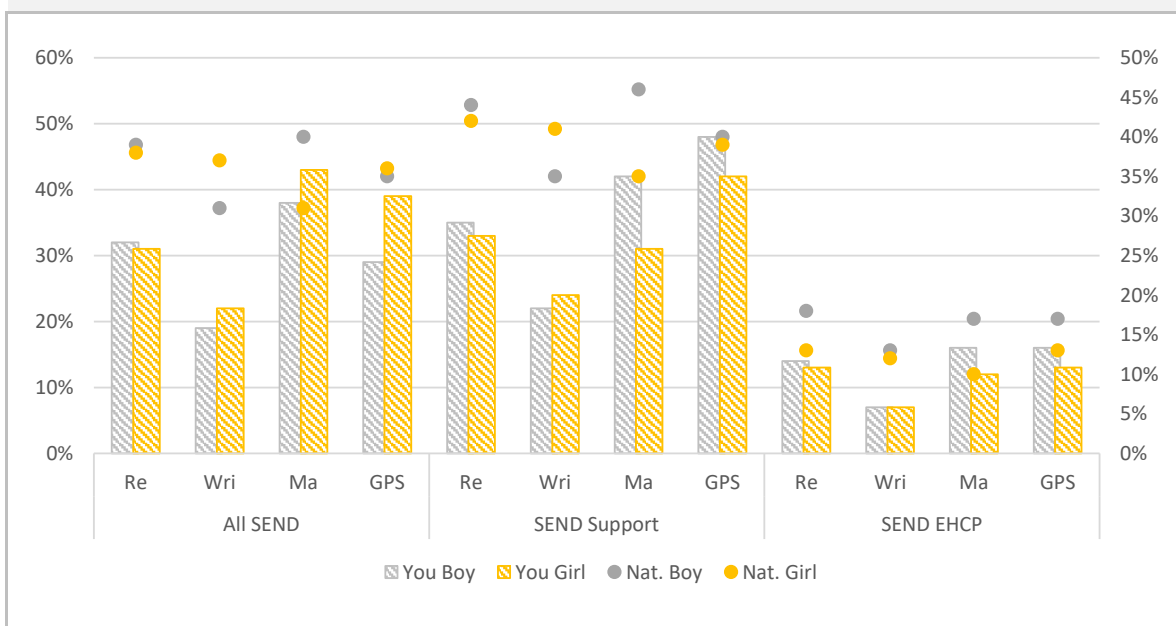
2018/19 SEND Report for

KS2 Outcomes & Benchmarking



% of pupils reaching the expected standard											
Below Average	Above Average	All SEND		SEND Support		SEND EHCP		No SEND		All pupils	
		You	Nat	You	Nat	You	Nat	You	Nat	You	Nat
	Reading	27%	30%	34%	33%	14%	13%	81%	84%	80%	83%
	Writing	19%	22%	26%	25%	10%	9%	76%	79%	88%	76%
	Maths	30%	33%	37%	36%	14%	13%	81%	84%	67%	70%
	GPS	39%	42%	47%	46%	16%	15%	87%	90%	72%	75%

Results by Gender



2018/19 SEND Report for

KS2 Progress Scores - Results		Reading		Writing		Maths	
		You	National	You	National	You	National
Progress Score	All SEND	-1.8	-1.4	-1.5	-2.2	-1.7	-1.4
	SEND-(Gen)	-1.4	-1.0	-1.1	-1.8	-1.3	-1.0
	SEND-EHCP	-4.2	-3.8	-3.4	-4.1	-4.1	-3.8
	Pupils-no SEND	-0.1	0.3	1.2	0.5	-2.0	0.3
	All pupils	-0.4	0.0	0.7	0.0	-0.3	0.0
KS2 Forecasts & Targets							
					Below Average		Above Average

% of pupils reaching the expected standard in KS1 teacher assessments

All SEND	2019 Target			2019 % On-Track			2019 Forecast		
	All	Boys	Girls	All	Boys	Girls	All	Boys	Girls
RWM	40%	42%	43%	41%	43%	44%	42%	37%	33%
Reading	38%	40%	41%	39%	41%	42%	40%	35%	33%
Writing	28%	30%	31%	26%	28%	29%	24%	22%	21%
Maths	19%	21%	22%	19%	21%	22%	2%	38%	1%
GPS	33%	35%	36%	36%	38%	39%	39%	43%	70%

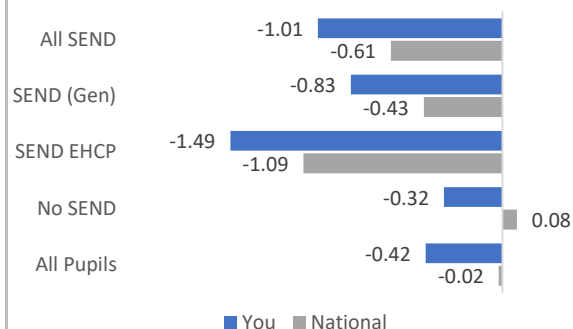
SEND Support	2019 Target			2019 % On-Track			2019 Forecast		
	All	Boys	Girls	All	Boys	Girls	All	Boys	Girls
RWM	40%	42%	43%	41%	43%	44%	42%	37%	33%
Reading	34%	36%	37%	35%	37%	38%	36%	31%	33%
Writing	35%	37%	38%	33%	35%	36%	31%	22%	21%
Maths	28%	30%	31%	28%	30%	31%	2%	3%	1%
GPS	20%	22%	23%	23%	25%	26%	26%	90%	70%

SEND EHCP	2019 Target			2019 % On-Track			2019 Forecast		
	All	Boys	Girls	All	Boys	Girls	All	Boys	Girls
RWM	40%	42%	43%	41%	43%	44%	42%	37%	33%
Reading	28%	30%	31%	29%	31%	32%	30%	25%	33%
Writing	31%	33%	34%	29%	31%	32%	27%	22%	21%
Maths	28%	30%	31%	28%	30%	31%	2%	3%	1%
GPS	15%	17%	18%	18%	20%	21%	21%	90%	70%

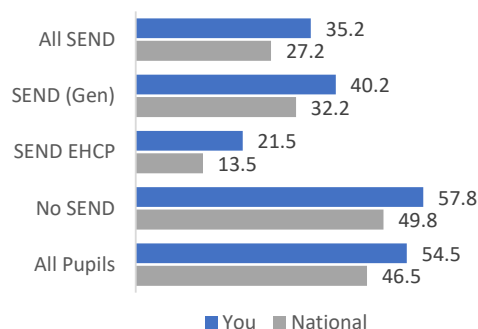
Re	Reading	Ma	Maths	RWM	Reading, Writing & Maths
Wr	Writing	GPS	Grammar, Punctuation & Spelling		

KS4 Outcomes Trends, Forecasts & Targets

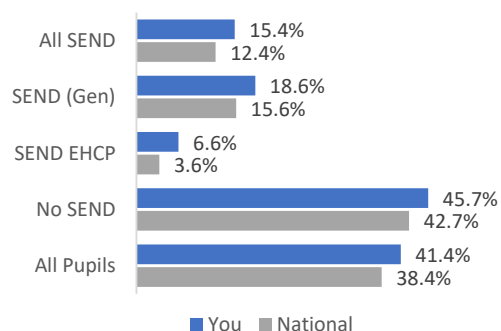
Progress 8 Score



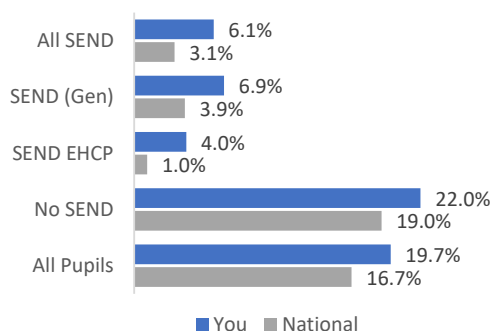
Attainment 8 Score



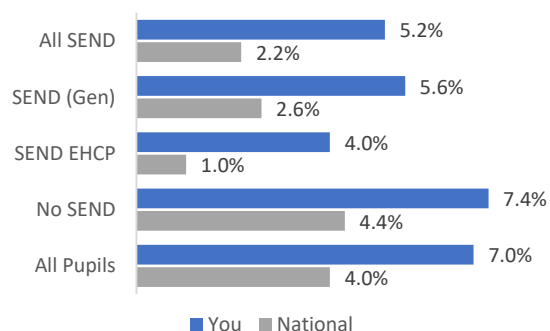
% Entering Ebacc



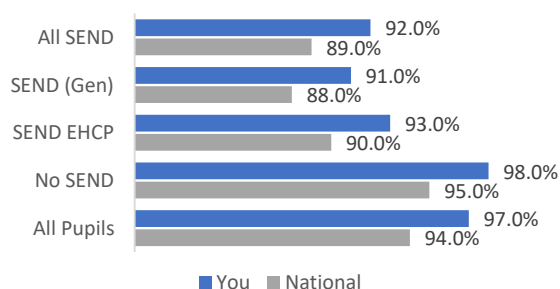
Grade 5+ in English & maths



EBacc average point score



Staying in education or entering employment



Supporting notes for governors on the outcomes of pupils with SEND

Please enter notes here:



Rates, Abbreviations & Terminology

EHCP	Educational Health Care Plan: a legal document which describes a child or young person's special educational needs, the support they need
SEND Support	The process Schools & other settings use to identify & meet the needs of children with SEN. They should alter support where necessary.
Pupil Premium	pupils who have been in receipt of Free School Meals at any point in the last 6 years
EYFS	Early Years Foundation Stage - Includes pupils up to & including Reception
FSM	Free School Meals
KS1	Key stage 1 - pupils in Year 1 & Year 2
KS2	Key stage 2 - pupils in Year 3 to Year 6
KS4	Key stage 4 - pupils in Year 10 & Year 11
Nat. / Nat. Av	National / National Average
NOR	Number On Roll
RW&M	Reading, Writing & Maths
SEND	Special Educational Needs & Disabilities
EAL	Children who have English as an Additional Language
CLA	Children Looked After
Re	Reading
Wr	Writing
Ma	Maths
Sci	Science

School of The Headteacher's Report

Special Educational Needs & Disability Information Report

Date Last Reviewed 05/04/2019

Review Schedule Annually

Headteacher: Laura Davies

SENDCo : Hannah Charlton

2018/19 Key Information	
SEND Coordinator (SENDCo) in School	
SENDCo Contact details	Email:
	Telephone:
A SENDCo, or special educational needs co-ordinator, is the school teacher who is responsible for assessing, planning & monitoring the progress of children with special needs / SEND	
Is the SEND Report on the school website?	00/01/1900
Where to access the SEND information report	0
Where to access the school SEND Policy	
Where to access the Local Authority's SEND Offer	0
The Local Offer provides information for children & young people with special educational needs (SEND) & their parents or carers in a single place. It shows families what they can expect from a range of local agencies including education, health & social care.	
Where to access the school SEND policy	0
The SEND Policy is the most important document that a school develops when determining how they will meet the special educational needs of Pupils. It must reflect the statutory requirements & the actual practice of the school.	
Where to access the School Accessibility Plan	0
Is this category of SEND provided for?	
Areas of need as identified in the SEND code of practice report	
2018/19 SEND Register	Yes / No
Communication & Interaction	Yes / No
Cognition & Learning	Yes / No
Social, Emotional & Mental Health	Yes / No
Sensory &/or Physical Needs	Yes / No

How we identify if a child needs additional support
Add your school information here

How we will consult parents & children & involve them in their education
Add your school information here

How we will assess & review pupils with SEND progress towards Outcomes
Add your school information here

How we will support children in moving between phases of education & / or preparing for adulthood
Add your school information here

Our approach to teaching children with SEND & how we adapt the curriculum & learning environment for pupils with SEND
Add your school information here

How we train our staff who provide support to pupils with SEND & the existing expertise they have

Add your school information here

How we evaluate the effectiveness of the provision made for pupils with SEND

Add your school information here

How we encourage & enable pupils with SEND to engage with activities available to pupils with no SEND requirement

Add your school information here

Number of pupils who are EHCP who will leave school this year

Add your school information here

How we engage with other bodies such as health, social care & LA support services in meeting a pupils SEND requirements & supporting their family

Add your school information here